




Part #	Description
WFO TB-3201	2018+ Jeep JL Rear HD Track Bar

10076 Streeter Road Suite #7, Auburn, CA 95602
 Phone: 530.268.9494 www.wfoconcepts.com

WFO TB-3201

BILL OF MATERIALS	
Qty. 1 – WM-13001	Track Bar Tube
Qty. 1 - FK JMXL14T-770	7/8" x 7/8"-14 Heim
Qty. 1 – JN0875-14R	7/8"-14 RH Jam Nut
Qty. 4 - WFO 5040	7/8" to 14MM Misalignment
Qty. 2 - M8501002-BK	3/8" Wobble Stopper Bushing
Qty. 2 - M8501004-BK	1/4" Wobble Stopper Bushing
TOOLS NEEDED	
Floor Jack and Jack Stands	
Metric Socket Set: 21mm	
Metric Wrench Set: 21mm	
1-1/4" Wrench and/or Large Adjustable Wrench	
Pry Bar	
Impact gun	
Torque Wrench	
Tape Measure	



WARNING!
<p>*** Read all instructions thoroughly from start to finish before beginning the job! If these instructions are not properly followed, severe frame, suspension, tire, or body damage may result to the vehicle!</p> <p>*** WFO Concepts recommends that you exercise extreme caution when working under vehicles supported by jack stands.</p> <p>*** WFO Concepts recommends all installation to be performed by a professional shop/service technician. Product failure due to improper installation will not be covered under WFO's warranty policy.</p> <p>*** Whenever altering steering and suspension components it is always recommended to get a professional alignment afterwards ***</p>

TECH NOTES:
<ul style="list-style-type: none"> - This kit will fit 2018+ V6-3.6L, 2018+ I4-2.0 Turbo, 2020+ V6-3.0 Turbo Diesel, and the 2021+ V8 392. - WFO Suspension Components should be installed on a well-supported vehicle. Either supported by using appropriately rated jack stands under the front and rear frame rails OR by using an automotive lift. - This kit retains some of the factory jeep hardware, keep all parts till the end.

REMOVAL:

1. Support Jeep with jack stands under the frame rails just in front of the rear tires. Also support the axle with a floor jack. It will be easier to use a floor jack so you are able to raise and lower the axle to free up the track bar hardware.
2. Using an impact gun with a 21mm socket and a 21mm wrench loosen and remove the upper track bar bolt.
3. Remove the lower track bar bolt also with the 21mm socket. The nut is a flag nut so you will not need a wrench.

INSTALL:

1. Be sure that when cutting the zip ties on both ends of your new track bar that the spacers and wobble stoppers stay in those positions. All 4 misalignment spacers are the same and can be interchangeable from top to bottom if they do fall out.
2. For the rubber Wobble Stoppers make sure that the thicker of the 2 bushings goes on the rear side of the uni-ball, snap ring side. The thinner, 1/4" thick, bushing goes on the front side when installing, flanged side.
3. Initially set the track bar to a length of 37-1/2". Depending on height of lift kit this is a good starting point.
4. Slide the welded uni-ball end with the spacers and wobble stoppers into the axle side track bar bracket, making sure that the bend goes towards the **Ground**. Install with the factory bolt and Flag Nut, leave loose. **Fig A**
5. Install the heim end into the frame side track bar bracket, use the factory hardware and nut, leave loose for now. **Fig B**
6. **Always get a professional alignment after any suspension modifications.** But to get you close, set the Jeep back onto the ground on its own weight. Using a straight edge like a 4' level and a tape measure, set the level on the outside of the tire and measure to a solid point on the frame. Using the same technique, repeat on the other side. Adjust accordingly.
7. Be sure to use Blue Lock tight and tighten all factory hardware to a Torque of 120 ft. lbs. Tighten upper jam nut once set, making sure the heim is orientated straight up and down.

Fig A



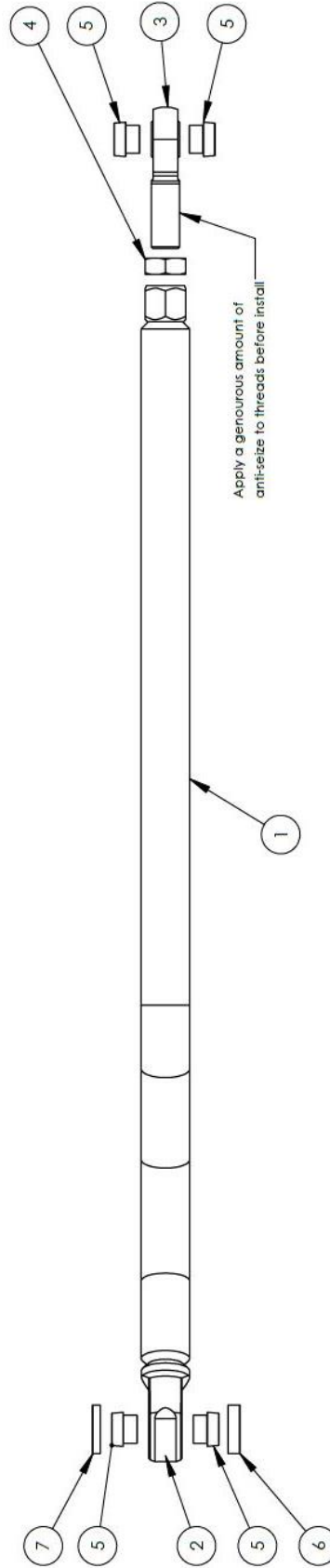
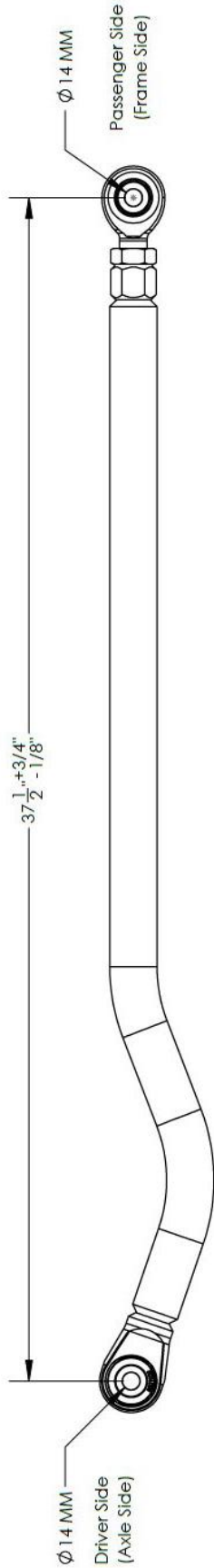


Fig B



ITEM NO.	PART NUMBER	DESCRIPTION	QTY.	Rev
1	WM-13001	2018+ Jeep JL - Rear Track Bar	1	B
2	AIN14T-770	FK HD Precision Alloy Steel, PTFE Lined Uni Ball - 7/8" x 1-5/8"	1	A
3	JMXR14T-770	FK HD 3-Piece Precision Alloy Steel, PTFE Lined Heim - 7/8" x 7/8" RH	1	A
4	WFO JN0875-14R	7/8"-14 Right Hand Jam Nut	1	A
5	WFO 5040	Straight Spacer - 7/8" to 1.6" Stack Height	4	A
6	M8501002-BK	1" ID / 1.5" OD x 3/8" Wobble Stopper Bushing	1	A
7	M8501004-BK	1" ID / 1.5" OD x 1/4" Wobble Stopper Bushing	1	A

REVISIONS			
REV.	DESCRIPTION	DATE	APPROVED
A	Part Released	5/24/2022	Keven K
B	Shortened Tube due to overall Length exceeding the min of 37'-1/2"	10/19/2022	Keven K



DRAWN BY: KEVEN K	DATE: 2/24/22	MATERIAL: DOM 1.5" X .25"	FINISH: PC - SPEEDWAY BLACK	10075 Steeler Rd. - Suite 7 Auburn, CA 95602 Phone: 530.268.9494 WWW.WFOCONCEPTS.COM
DRAWING UPDATED:		TOLERANCES / DIMENSIONS ARE IN INCHES EXCEPT AS NOTED: ANGULAR ±0.1° BEND ±0.5° DEC: 2PL 30.01 3PL ±0.005		
THE INFORMATION CONTAINED IN THIS DRAWING IS THE SOLE PROPERTY OF WFO CONCEPTS. ANY REPRODUCTION IN PART OR AS A WHOLE WITHOUT THE WRITTEN PERMISSION OF WFO IS PROHIBITED.		DO NOT SCALE DRAWING		
TITLE: 2018 + Jeep JL - Rear Track Bar			PART #	REV
			WFO TB-3201	8



10076 Streeter Road Suite #7, Auburn, CA 95602

Phone: 530.268.9494 www.wfoconcepts.com

Follow us on all Social Media Platforms!

Remember to share your photos and tag #WFOCONCEPTS to be featured on our page!

